

**KHSAA TITLE IX
ANNUAL REPORT SUBMISSION
STATUS REPORT
2007-2008**

KHSAA
Form T65
Revised 3/08

TO: KHSAA Member School Superintendents, Principals, and Athletic Directors

FROM: Brigid L. DeVries, Commissioner
Larry Boucher, Assistant Commissioner

DATE: May 8, 2008

School	Owensboro Catholic High School	Reviewed by	Gary W. Lawson
--------	--------------------------------	-------------	----------------

The following is a status report regarding the required 2007 - 2008 Title IX Annual Report submission of forms due into the KHSAA office by April 15, 2008. Appropriate KHSAA Audit Team personnel have reviewed these forms and the following is a summary of this review.

I. Checklist of Forms properly submitted in a satisfactory manner:

X	GE 19 (Annual Verification)	X	T-35 (Budget Expenses)
X	T-1 (Summary Program Chart 1)	X	T-36 (Budget Expenses)
X	T-2 (Summary Program Chart 2)	X	T-41 (Checklist - Overall Interscholastic Program)
X	T-3 (Summary Program Chart 3)	X	T-60 (Corrective Action Plan)
X	T-4 (Summary Program Chart 4)	X	T-63 (Interscholastic Survey Results)

II. Status

A.	X	2007 - 2008 Forms are satisfactory and no further information or action is necessary at this time.
B.		Errors have been noted with respect to the following forms:
C.		The following forms were omitted and must be submitted by school representatives:
D.	X	According to the 2007-2008 data, the school appears to be meeting the standards established in: <input type="checkbox"/> Test 1 (Athletic participation is proportionate to enrollment) <input type="checkbox"/> Test 2 (History and continuing practice of program expansion) <input checked="" type="checkbox"/> Test 3 (Full and effective accommodation of interests and abilities)
E.	X	Other Recommendation and Comments: According to data and responses submitted, the school is currently meeting the standard established in Test 3 for provision of athletic opportunities. The school offers all sanctioned sports for girls at the varsity level as well as a total of 19 athletic teams for girls and the same number for boys. The current Corrective Action Plan appears to appropriately address needs. In the area of benefits, athletic spending is well within acceptable parameters. Thanks for excellent work on this report.



KENTUCKY HIGH SCHOOL ATHLETIC ASSOCIATION
2007-2008 ANNUAL VERIFICATION OF TITLE IX PROCEDURES

*KHSAA Form GE19
Rev. 12/07*

(To be submitted by April 15, 2008 along with other required forms)

The Owensboro Catholic High School, Owensboro, Kentucky
 (Name of High School) (City)

certifies to the Kentucky High School Athletic Association that the following is an accurate and true representation of the facts surrounding compliance with 20 U.S.C. Sections 1681-1688, et. Seq. (also known as Title IX)

I certify the following provisions in accordance with records at the school contained in the permanent Title IX file, at least one copy of which must be maintained in the Principal's office, and to the best of my knowledge have completed the following tasks.

Established a gender equity committee at the high school. (list committee personnel and provide attachment if necessary)

Name	Address	Phone	Title
(Supt., Principal, Student, Parent, Coach, Etc.)			

* See attachment

Scheduled a minimum of three meetings during the 2007-2008 school year on the following dates:

September 12, 2007
January 9, 2008
April 9, 2008

Designated the following person(s) as the Title IX coordinator for the school:

Name	Title	Address	Phone
Amy Lambert	Dean of Student Activities	1524 W. Parrish Ave Owensboro, KY 42301	(270) 684-3215

Designated the following person(s) as the Title IX coordinator for the district:

Name	Title	Address	Phone
Jim Mattingly	Superintendent	600 Locust St Owensboro, KY 42301	(270) 683-1545

School personnel are continuing to make periodic reviews of the boys' and girls' athletics program reflected in the Corrective Action Plan.

In addition to the above information, the above referenced school maintains a complete permanent file relative to Title IX records including copies of the self-assessment audit, all corrective action plans, and other related materials.

Principal's Signature

April 11, 2008
Date

Superintendent Signature

School Board Chairpersons' Signature

(Send original copy to KHSAA - Maintain duplicate in Title IX school folder)

GENDER EQUITY REVIEW COMMITTEE

Harold Staples, Principal OCHS, Chairperson
2246 Yewell's Landing South (W) 1524 W. Parrish Ave.
Owensboro, KY 42303 Owensboro, KY 42301
(H) 683-1727 684-3215

Jim Duffy, Principal OCMS
1924 Griffith Place West (W) 2540 Christie Pl.
Owensboro, KY 42301 Owensboro, KY 42301
(H) 926-3809 683-0480

David Blanford, OCHS Athletic Director
1715 Trinity Dr. Ct. (W) 1524 W. Parrish Ave.
Owensboro, KY 42303 Owensboro, KY 42301
(H) 684-6943 684-3215

Ken Rasp, OCS Director
2201 Sheffield Ct (W) 1524 W. Parrish Ave
Owensboro, KY 42301 Owensboro, KY 42301
(H) 688-0896 686-8896

Mark Woodward, OCMS Athletic Director
510 E 23rd St (W) 2540 Christie Pl.
Owensboro, KY 42303 Owensboro, KY 42301
(H) 926-7175 683-0480

Amy Lambert, Title IX Compliance Coord.
2588 ST RT 762 (W) 1524 W. Parrish Ave.
Philpot, KY 42366 Owensboro, KY 42301
(H) 993-4087 684-3215

Ernie Taliaferro, Booster Club President
504 Hill Ave.
Owensboro, KY 42301
(H) 683-3356 (W) 688-6905

Sylvia Hayden, Advisory Board Secretary
2307 York Drive
Owensboro, KY 42301
(H) 683-3356

Rick Kamuf
5311 Old Lyndanne Br. Rd.
Owensboro, KY 42301
(H) 684-7652 (W) 771-4018

Tom Scales
2606 Wesleyan Park Dr.
Owensboro, KY 42303
(H) 684-5105

Gene Clemens
1546 College Drive
Owensboro, KY 42301
(H)684-6726(W)684-2305

David M. Jarboe
4305 Brookhill Drive
Owensboro, KY 42303
(H)683-5108(W)684-1469

Chris Settles
8986 Lake Town Rd.
Owensboro, KY 42301
(H) 764-5663

Laura Naviaux
3125 Oakridge Ct.
Owensboro, KY 4230
(H) 925-8274

Rachel Greenwell (Student)
3675 Treehaven Bend
Owensboro, KY 42303
(H) 683-1934

Olivia Osborne (Student)
1410 Hickory Lane
Owensboro, KY 42303
(H) 689-0917

Kevin Brown (Student)
3432 MaryCrest Dr.
Owensboro, KY 42301
(H) 685-9085

2007-2008
ACCOMMODATION OF INTERESTS AND ABILITIES
SUMMARY PROGRAM CHART 1

KHSAA
 Form T1
 Rev.12/07


Participation Opportunities Test One

		(Column 1)	(Column 2)	(Column 3)	(Column 4)
	Program	Enrollment	Percentage of Total Enrollment	Number of Interscholastic Participants (double and triple count)	Percentage of Total Participation
Row 1	GIRLS	244	51.5%	274	42%
Row 2	BOYS	230	48.5%	378	58%
Row 3	Totals	474	100%	652	100%

Instructions: *Number of 8th grade students & below used in Column 3 and Column 4 calculations if applicable: 126

- 1) Determine the total number of girls enrolled, (place in Row 1, Column 1). Determine the total number of boys enrolled, (place in Row 2, Column 1).
- 2) Add the total number of girls and boys enrolled to determine total enrollment, (place in Row 3, Column 1).
- 3) Calculate the percentage of total enrollment that is female. (Divide Row 1, Column 1 by Row 3, Column 1 and place in Row 1, Column 2.) Calculate the percentage of total enrollment that is male. (Divide Row 2, Column 1 by Row 3, Column 1 and place in Row 2, Column 2.) Note: Row 1, Column 2 plus Row 2, Column 2 should total 100%.
- 4) Ask the head coaches to review the most updated eligibility or squad lists for their teams. Ask coaches to confirm the names of those individuals who are on the team as of the first **date of regular season competition**, and cross out the names of those who were cut from the team or quit the team prior to the first regular season competitive event. Determine the total number of interscholastic athletics participants that are girls, (and place in Row 1, Column 3). In order to determine the total number of athletics participants, an individual should be counted each time he or she participates on a team. For example, if Jane Doe competes on the varsity volleyball team, the junior varsity volleyball team, the junior varsity basketball team, and the varsity softball team, she should be counted as four participants (**do not include club or intramural sports participants, cheerleaders, dance teams, or pom squads**). Calculate the same way for boys and girls. * In addition, should 8th grade students and below play on a Freshman, Junior Varsity, or Varsity team, they should also be counted for each team and sport on which they participate. If applicable, please asterisk the above notation as to how many 8th grade students & below are included in the totals.
 Using the same procedure, determine the total number of interscholastic athletic participants that are boys, (and place in Row 2, Column 3). Add Row 1, Column 3 plus Row 2, Column 3 to get total participants and place in Row 3, Column 3.
- 5) Calculate the percentage of female participation. (Row 1, Column 3 divided by Row 3, Column 3 and place in Row 1, Column 4.) Calculate the percentage of male participation. (Row 2, Column 3 divided by Row 3, Column 3 and place in Row 2, Column 4.) Note: Row 1, Column 4 plus Row 2, Column 4 should total 100%.

Note: While being within three percent is not a formal compliance standard; if the percent listed in Row 1, Column 4 is within 3% of Row 1, Column 2, then it provides a good target within which compliance is likely.

Principal's Signature:  Date: 4/1/08
 Copyright 1999, Good Sports, Inc., Title IX and Gender Equity Specialists. All rights reserved.

2007-2008
ACCOMMODATION OF INTERESTS AND ABILITIES
SUMMARY PROGRAM CHART 2


KHSAA
Form T2
Rev. 12/07

Participation Opportunities Test Two

		Column 1	Column 2	Column 3	Column 4	Column 5
Program		Number of Teams Currently Offered	Number of Participants	Number of Teams Added Since the beginning of the 2003-2004 School Year	Current Number of Participants for each team added Since the beginning of the 2003-2004 School Year	Percent of Total Participation By Sex Added Since the beginning of the 2003-2004 School Year
GIRLS	Row 1	varsity:	10	135	0	
	Row 2	j.v.:	6	77	3	
	Row 3	frosh:	3	62	0	
	Row 4	total:	19	274	3	14
BOYS	Row 5	varsity:	10	231	0	
	Row 6	j.v.:	6	99	3	
	Row 7	frosh:	3	48	1	
	Row 8	total:	19	378	4	12

- 1) For Column 1, list the number of interscholastic teams offered for girls and boys at each competitive level (varsity, junior varsity, and freshman). For girls, total each of the entries in Rows 1, 2, and 3 into Row 4. For boys, total Rows 5, 6, and 7 into Row 8.
- 2) For Column 2, list the number of participants at each level. For girls, total each of the entries in Rows 1, 2, and 3 into Row 4. For boys, total Rows 5, 6, and 7 into Row 8. **Note:** The totals in Row 4 for girls and in Row 8 for boys must be the same as the totals in Form T-1, Column 3, Rows 1 and 2 respectively.
- 3) For Column 3, list the number of interscholastic teams that have been added in the last five years at each competitive level. Count each team added during the 5 year period only one time. e.g. Girl's junior varsity soccer was added 3 years ago, count the team only once, not 3 times. For girls, total the entries in Rows 1, 2, and 3 into Row 4. For boys, total Rows 5, 6, and 7 into Row 8.
- 4) For Column 4, list the number of participants that are **currently** on each level of the teams that were added in the last five years. If a team was added previously but no longer exists, there are no current participants to be added for that team. For girls, total the entries in Rows 1, 2, and 3 into Row 4. For boys, total Rows 5, 6, and 7 into Row 8.
- 5) For Column 5, calculate the percentage of participants that have been added in the last five years. For girls, take the number in Column 4, Row 4 and divide by the number in Column 2, Row 4. For boys, take the number in Column 4, Row 8 and divide it by the number in Column 2, Row 8.

Note: If the percentage of current participants added in the last five years is 25% or greater, compliance with Test Two may be possible. If less than 25%, then compliance with Test Three should be analyzed. **CAUTION:** 25% is not a formal compliance standard.

Principal's Signature:  Date: 1/13/08

2007-2008
ACCOMMODATION OF INTERESTS AND ABILITIES
SUMMARY PROGRAM CHART 3

KHSAA
 Form T3
 Rev. 12/07

Participation Opportunities Test Three


FOR ANY QUESTION ANSWERED "YES" IDENTIFY THE RESPECTIVE SPORT(S).

	GIRLS (Yes / No)		BOYS (Yes / No)
1. For a sport <u>not</u> currently offered in your interscholastic athletics program, is there sufficient interest to form a viable interscholastic team based on participation on an intramural team.	No		No
2 For a sport <u>not</u> currently offered, is there sufficient interest, based on the responses to your most recent Student Interest Survey, to form a viable interscholastic team for a sport not currently offered. If yes, what sport?	No		No
3. For a sport currently offered at the junior varsity or freshman level is there sufficient interest, based on your most recent Student Interest Survey, to form a varsity team not currently offered?	No		No
4. For a sport currently offered at the varsity level only, is there sufficient interest, based on your most recent Student Interest Survey, to form a viable team for a junior varsity or freshman team that is not currently offered?	No		No
5. If you answered YES to question (1), (2), (3), or (4), are there enough high schools in the geographic area offering the sport (at the appropriate level) to allow for the development of a reasonable schedule of competition?	N/A		N/A

Plans to Address Interest:

In reference to questions 4 and 5: In 2007-2008 we investigated the possibility of having a freshman girl's soccer schedule and in researching, discovered that area schools do not have freshman girl's soccer.


We will make another attempt for the 2008-2009 season.

Principal's Signature :  Date: 1/1/08

**2007-2008
ACTUAL EXPENDITURES - PROGRAM COMPARISON CHART 1
TO INCLUDE BOOSTER CLUB FUNDING**

	equipment and supplies		travel		awards		coaches' salaries (to include supplemental and extended employment; dollar amount required)		facilities improvements		publications (if sport-specific)	
	Expenditures		Expenditures		Expenditures		Expenditures		Expenditures		Expenditures	
	School	Booster	School	Booster	School	Booster	School	Booster	School	Booster	School	Booster
G basketball	2,293	1,412	2,550	409	99	990	15,720	990	1,097	0	0	0
B basketball	2,293	4,922	2,701	1,022	115	470	13,117	470	0	0	0	0
G softball	4,785	8,185	4,162	12,229	68	842	7,810	842	2,132	1,352	0	0
B baseball	3,741	15,714	2,480	8,530	0	1,552	5,345	1,552	520	362	0	0
G cross country	283	153	941	413	22	467	2196	467	0	0	0	0
B cross country	283	153	941	413	22	467	2335	467	0	0	0	0
G golf	1,405	223	270	253	14	145	1,568	145	0	0	0	0
B golf	1,129	1,205	1,402	1,219	0	503	1,778	503	0	0	0	0
G soccer	654	1,861	842	248	0	255	6,029	255	947	0	0	0
B soccer	1,064	3,207	579	109	56	258	6,308	258	947	0	0	0
G swimming	2,500	451	141	0	25	0	959	0	0	0	0	0
B swimming	2,500	451	140	0	25	0	959	0	0	0	0	0

1. Total expenditures on T-35 and T-36 on the 2007-2008 year report due by April 15, 2008, should reflect the total monies spent (rounded off to nearest dollar) for the entire school year of 2006-2007 ending June 30, 2007.
2. Booster Club Funding/Contributions must be included in the above expenditures total. (Note: It is illegal for coaches to be paid by Booster Clubs - Reference KHSAA Bylaw 27)

Principal's Signature:  **Date:** 7/1/08

**2007-2008
ACTUAL EXPENDITURES - PROGRAM COMPARISON CHART 2
TO INCLUDE BOOSTER CLUB FUNDING**

	equipment and supplies		travel		awards		coaches' salaries (to include supplemental and extended employment; dollar amount required)		facilities improvements		publications (if sport-specific)	
	Expenditures		Expenditures		Expenditures		Expenditures		Expenditures		Expenditures	
	School	Booster	School	Booster	School	Booster	School	Booster	School	Booster	School	Booster
G track	972	440	1,025	468	0	0	3,015	2	0	0	0	0
B track	972	440	1,025	468	0	0	3,015	2	0	0	0	0
G tennis	233	0	36	0	29	0	889	1	0	0	0	0
B tennis	233	0	36	0	29	0	889	1	0	0	0	0
G volleyball	320	2,446	1,880	2,745	237	180	6,587	3	0	0	0	0
B wrestling												
G (list sport)												
B football	14,467	10,454	3,820	5,846	469	1,004	20,324	7	359	0	0	0
G (list sport)												
B (list sport)												

1. Total expenditures on T-35 and T-36 on the 2007-2008 year report due by April 15, 2008, should reflect the total monies spent (rounded off to nearest dollar) for the entire school year of 2006-2007 ending June 30, 2007.

2. Booster Club Funding/Contributions must be included in the above expenditures totals. Indicate percentage of total expenditures for each gender: (if disparities are obvious, list on your Corrective Action Plan (T-60) what action you will take to correct the problem).

Gender	Expenditures	Percentage
Boys	\$ 155,187.00	58.3%
Girls	\$ 110,902.00	41.7%
Total:	\$ 266,089.00	100%

Principal's Signature:  Date: 4/11/08

2007-2008
TITLE IX

CORRECTIVE ACTION PLAN

SCHOOL NAME

Owensboro Catholic High School

DIRECTIONS:

1. For Column 1, indicate the intended area (Opportunities or Benefits) which needs corrective action in order to achieve gender equity. For Column 2, write the suggested change or activities that will correct the area in need of alteration. For Column 3, include the estimated completion date for the changes or activities.
2. It is possible to attain compliance with Title IX and no longer need "corrective" action. However, the KHSAA strongly encourages compliant schools to identify items for improvement (Column 1), activities to accomplish the improvement (Column 2) and a timetable for completion (Column 3) that will strengthen the athletic program.
3. You may copy this form as needed. Please attach corrective action plans along with audit forms and submit by April 15, 2008.

COLUMN 1	COLUMN 2	COLUMN 3
ITEM FOR CORRECTION/ IMPROVEMENT	SUGGESTED CHANGE/ ACTIVITIES	TIME TABLE FOR CORRECTIVE ACTION/ AND OR COMPLETION DATE
Weight Room Scheduling	Research the option of the weight room being equally accessible to each sport.	2008-2009 School Year
New Gym Floor	Replace gym floor for girl's basketball and volleyball teams.	As funds become available
Girl's Freshman Soccer	Incorporate a freshman team into the girl's soccer program.	2008-2009 Season
Upgrade to softball	New batting cage and installation of a warning track	2007-2008 Season
Middle School Basketball League	Move the middle school season earlier in the year to allow middle school participation at the high school level.	Evaluate year to year. This policy allows us to have a freshman team.

Principal's Signature:  Date: 7/11/08



**2007-2008 INTERSCHOLASTIC
ATHLETICS SURVEY**
Summary of Student Responses

KHSAA
Form T63
Rev.12/07

School Name: Owensboro Catholic High School

Enrollment
(9-12 Grade): 474 (SHOULD AGREE WITH FORM T-1, COLUMN 1, ROW 3)

Number of 9-11 Grade Students Surveyed: 330

Number of 8th Grade Students Surveyed: 86

Date: 04/10/08

Completed By: Amy Lambert

Instructions:

1. Summarize the Student Athletics Interest Surveys Form T-61 by listing the total number of responses on the line next to each sport.
2. Under the Other Category please provide a listing of the sports as well as the number of students who are interested in participating.
3. Please sign and date this Summary Form (T-63) and mail this Summary Form only to the KHSAA by April 15, 2008. Do not mail the student surveys (Form T-61). However, these Forms should be maintained in your files in the event they are requested subsequently.

438 Number of Surveys
416 Total Returned (*A minimum of 80% return is expected*)
8-11 Grades Surveyed (*Should be grades 9-11 and 8th grade if school has a feeder system*)

How Was The Survey Administered? English classes (9-11) and Homerooms (8th)
 (e.g. was it given in all English classes, or all home rooms, or advisee/advisor?)

KHSAA Sanctioned Fall Sports (*List Total Number of Participation Responses*)

8 Cross Country (Girls)
15 Cross Country (Boys)
96 Football (Boys)
10 Golf (Girls)
18 Golf (Boys)
36 Soccer (Girls)
34 Soccer (Boys)
59 Volleyball (Girls)

Winter Sport (*List Total Number of Participation Responses*)

<u>36</u>	Basketball (Girls)
<u>67</u>	Basketball (Boys)
<u>22</u>	Indoor Track (Girls)
<u>32</u>	Indoor Track (Boys)
<u>13</u>	Swimming & Diving (Girls)
<u>12</u>	Swimming & Diving (Boys)
<u>16</u>	Wrestling (Boys)

Spring Sport (*List Total Number of Participation Responses*)

<u>39</u>	Baseball (Boys)
<u>41</u>	Fast Pitch Softball (Girls)
<u>30</u>	Tennis (Girls)
<u>23</u>	Tennis (Boys)
<u>30</u>	Track (Girls)
<u>45</u>	Track (Boys)

Non-KHSAA Championship Sports (*From Student Survey T-61 Question 10*)

<u>67</u>	Archery
<u>34</u>	Field Hockey
<u>70</u>	Bowling
<u>3</u>	Gymnastics (Boys)
<u>45</u>	Gymnastics (Girls)
<u>48</u>	Ice Hockey
<u>64</u>	Lacrosse (Boys)
<u>51</u>	Lacrosse (Girls)
<u>53</u>	Rifle
<u>30</u>	Rodeo
<u>30</u>	Slow Pitch Softball
<u>50</u>	Volleyball (Boys)
	Water Polo - (Was not on the student surveys)
<u>37</u>	Weightlifting

Number of Students who participate in Intramural Sports

(*From Student Survey T-61 Question 5*)

<u>Sport</u>	<u>Number</u>
Basketball (Boys and Girls)	90
Soccer (Boys and Girls)	42

List Intramural Sports students are interested in adding:

(From Student Survey T-61 Question 6)

<u>Sport</u>	<u>Number</u>
Volleyball	69
Lacrosse	20
Flag Football	22
Softball	12
Hockey	6

Participation in Non-School Sports Activities

(From Student Survey T-61 Question 7)

<u>Sport</u>	<u>Number</u>
Softball	21
Volleyball	30
Dance	7
Baseball	16
Soccer	42
Basketball	14

Reasons for not participating in interscholastic athletics

(From Survey Question 8)

- 40 I prefer other activities such as band, chorus, etc.
- 28 I don't have time
- 16 The practice schedules and game times are inconvenient
- 13 The sport I like isn't offered
- 5 It's too expensive
- 23 I prefer to participate in club or intramural sports
- 35 Working
- 35 Other:

Student Suggestions to encourage participation

New Basketball Coach

Principal's Signature

Paul Steyer 4/11/08

Date